

Please complete the following:

Child's First Name \_\_\_\_\_

Child's Age \_\_\_\_\_

Use the scroll or click on the arrows to view each page. Click the print icon to print the pages for your child to color.

After printing, fold the cover page in half, like a greeting card. Fold and/or cut each additional page (pages 2-9) along the dotted line to make a booklet. Insert pages 2-9 in order inside the cover page. Staple the outside edge of the cover page to complete the book.



# My Visit to the Dentist


A Story About



My name is \_\_\_\_\_  
and I am \_\_\_\_\_ years old. Today I will  
visit my dentist. My dentist's name  
is Dr. Haugseth.



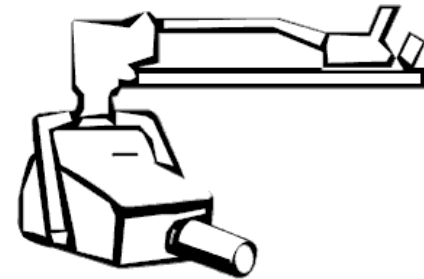
When I visit Dr. Haugseth I get to  
play. I will have fun with games and  
toys while I wait for my turn.



Then, Dr. Haugseth's helper calls me, "Hi, .  
It is so nice to see you. Come with me, we are going to have fun today."



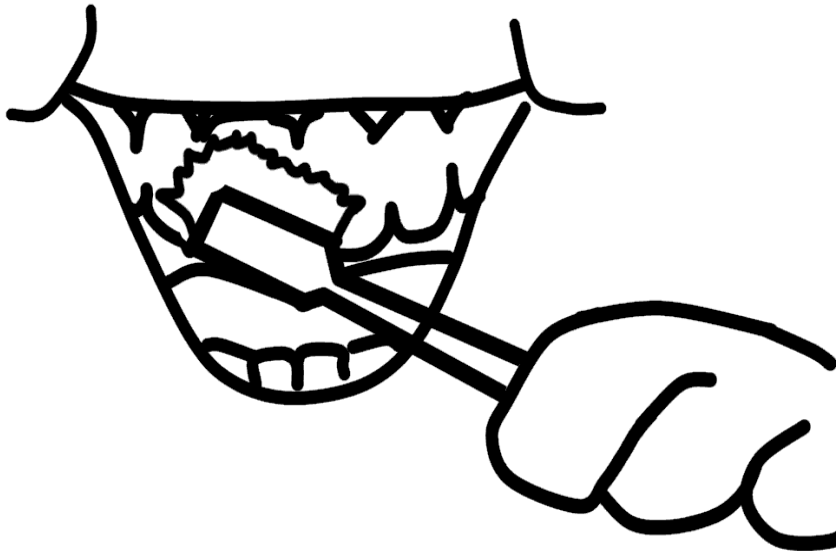
Dr. Haugseth's helper let's me sit in a special chair that's just my size. I get to see the tooth camera and learn how easy it is to take tooth pictures.



Dr. Haugseth's helper gives me a  
new toothbrush  
and shows me the best way  
to brush my teeth.

Then, a tooth polisher is  
used to shine my teeth so they  
sparkle bright.

It is kind of like tickling my teeth!  
I even get to use a special slurpy  
straw that takes away  
the toothpaste.



Dr. Haugseth looks at my sparkly clean  
teeth and counts them to make sure  
they are all there. A bright light is  
used so that my teeth can be seen in  
my dark mouth.

If I want to, I can wear sunglasses  
when the light is on.

Dr. Haugseth even has a tiny little  
mirror that is used to look in my  
mouth. I like that mirror.



When Dr. Haugseth  
and the helpers are all finished,  
I get to pick a prize  
for coming to see them.  
Dr. Haugseth's office is  
like a special tooth club  
just for kids.



I had so much fun, I can't wait for  
my next visit to the dentist.

